


- G 1/2" connection with dry and flush capacitance ceramic sensor
- Ranges from 60 mbar to 20 bar
- High overload capability, up to 100 times
- Accuracy $\leq 0,3\%$
- Option: ambient / fluid temperature up to 120°C
- Analog output: 4...20 mA, 2-wire
0...10 Vdc, 3-wire
-  I M2 EEx ia I ($\geq 100\text{mbar}$)
II 1G EEx ia IIC T4/T6 ($\geq 100\text{mbar}$)



Pressure Transmitter P 20

Technical data:

Range:	0...60 mbar to 0...20 bar
Output signal:	4...20 mA, 2-wire 0...10 V, 3-wire
Accuracy:	$\leq \pm 0,3\%$ FS @ 25°C
Response time:	200 ms (other on request)
Supply voltage ^(*) :	9...30V DC, 4...20 mA output 15...30V DC, 0...10 V output
Ambient temperature ^(*) :	-25... 80 °C (-25...120 °C)
Process temperature ^(*) :	-25...100 °C (-25...125 °C)
Temperature coeff.:	$\leq \pm 0,02\%$ FS/K (zero) $\leq \pm 0,01\%$ FS/K (span)
Long term stability:	$\leq \pm 0,3\%$ FS p. a.
Process connection:	stainless steel 1.4404
Housing:	stainless steel 1.4301
Sensor:	ceramic AL ₂ O ₃
Electr. connection:	connector EN 175301-803A, IP67 Quickon, IP 67

^(*) for EEx are other technical specifications

Nöding

Meßtechnik

Ranges

Pressure range	Gauge	overload (bar)
0...60 mbar* ⁽¹⁾	A9	-0,3/4
0...100 mbar	00	-0,3/4
0...160 mbar	01	-0,3/4
0...200 mbar	B1	-0,3/4
0...250 mbar	02	-0,3/4
0...400 mbar	03	-1/6
0...500 mbar	B7	-1/6
0...600 mbar	04	-1/10
0...1,0 bar	05	-1/10
0...1,6 bar	06	-1/15
0...2,0 bar	B3	-1/15
0...2,5 bar	07	-1/15
0...4,0 bar	08	-1/25
0...5,0 bar	F1	-1/40
0...6,0 bar	09	-1/40
0...10 bar	10	-1/40
0...16 bar	11	-1/40
0...20 bar	B5	-1/40
-1...1 bar	D6	-1/10

* accuracy 0,5% F.S.

⁽¹⁾ not for EEx

Ordering code

Output signal

- 1 0...10 V 3-wire
- 4 4...20 mA 2-wire
- H 4...20 mA 2-wire, -25...120 °C
- E 4...20 mA 2-wire, II 1G EEx ia IIC T4/T6
- M 4...20 mA 2-wire, I M2 EEx ia I

Range

See table on the left
99 non standard range (on request)

Process connection and material

- 1 G1/2A DIN 3852 1.4404
- X Clamp 3/4", DN 10...20, 1.4404
- 9 others (on request)

Sensor seal

- 1 FPM (Viton), Standard
- 2 NBR (Perbuan), max. 80 °C
- 3 EPDM
- 9 others (on request)

Electrical connection

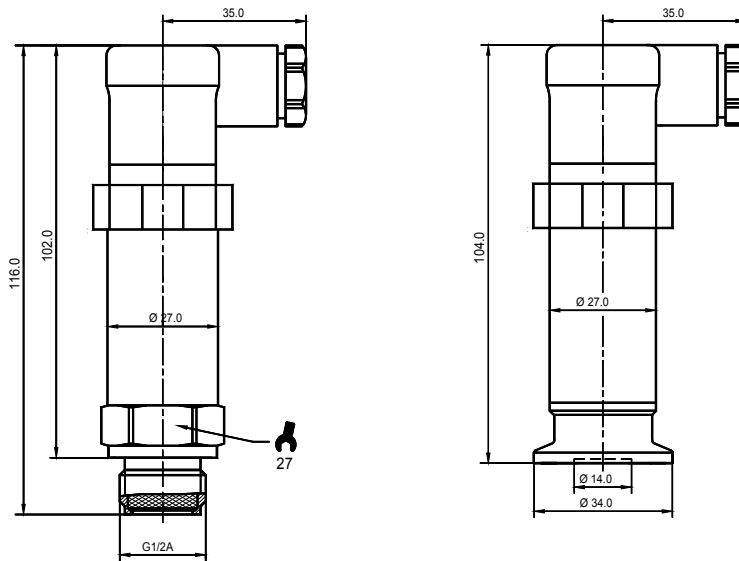
- 0 5m cable, IP 67
- 1 Connector EN 175301-803A IP 67
- 6 2m cable IP 67
- A Connector M12x1, IP 67
- F Quickon-Connector IP 67
- H 10m Cable, IP 67
- 9 others (on request)

Options

- 0 without potted electronic
- 1 Potted electronic

P20 - [] - [] - [] - [] - []

Dimensions (mm)

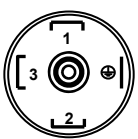


II 1G EEx ia IIC T4/T6 are 20mm longer.

Electrical connections

Connector

EN 175301-803A



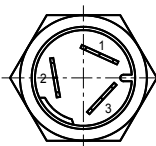
4...20 mA 2-wires

PIN1 Signal +
PIN2 Signal -

0...10V 3-wires

PIN1 in +
PIN2 in -
PIN3 out +

Quickon-Connector



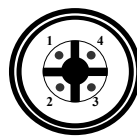
4...20 mA 2-wires

PIN1 Signal +
PIN2 Signal -

0...10V 3-wires

PIN1 in +
PIN2 in -
PIN3 out +

M12x1, 4-pin Connector



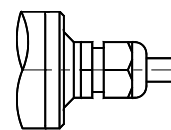
4...20 mA 2-wires

PIN1 Signal +
PIN3 Signal -

0...10V 3-wires

PIN1 in +
PIN3 in -
PIN4 out +

Cable connection



4...20 mA 2-wires

red Signal +
black Signal -

0...10V 3-wires

red in +
black in -
white out +

Modifications reserved without notice 11.11