

- Digital contact gauge
- 3-digit 14 mm LED display
- 63 mm stainless steel case
- Min./max. memory
- Ranges from 250 mbar to 250 bar
- Dry ceramic sensor
- Analog output: 0(4)...20 mA, 0...10 V
- Contact output: DC PNP, max. 200 mA



## Digital contact gauge PM 63

### Technical Data:

Range:	0...250 mbar bis 0...250 bar
Analog output:	0(4)...20 mA, 0...10 V
Contact output:	DC PNP, max. 200 mA
Accuracy:	< 0.5% FS @ 25°C
Response time:	200 ms
Power supply:	10...30V DC, 20 mA output 16...30V DC, 10 V output
Ambient temperature:	-25...80 °C
Process temperature:	-25...100 °C
Temperature coefficient:	< 0.03% FS/K (zero) < 0.02% FS/K (span)
Long term stability:	< 0.5% FS p. a.
Bayonet lock case:	1.4301 (304) IP 67
Process connection:	G 1/4 B, 1.4404
Sensor:	ceramic AL <sub>2</sub> O <sub>3</sub>
Electrical connection:	M8x1 4-pin connector IP 67

**Nöding**

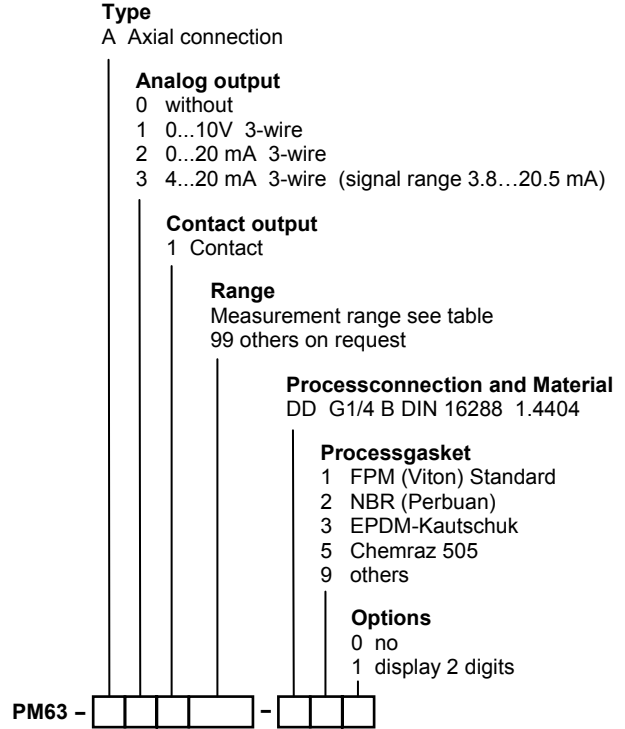
Meßtechnik

## Ranges

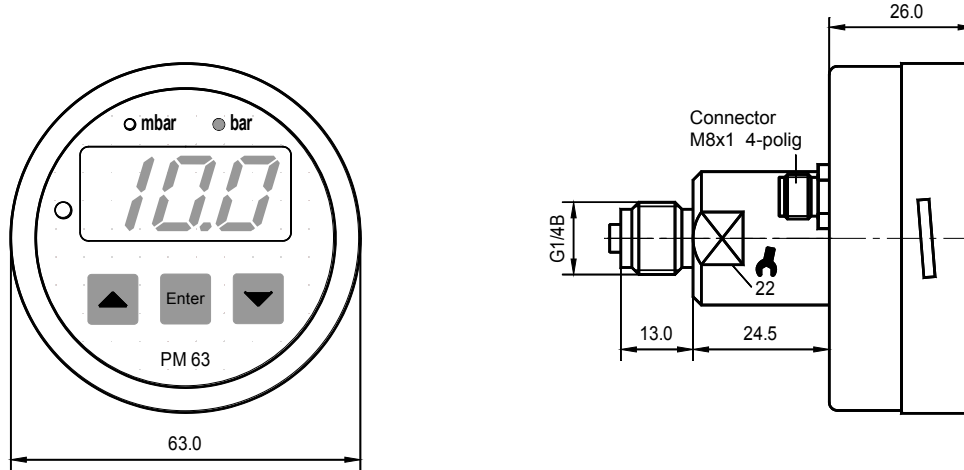
ranges	gauge	overload (bar)
0...250 mbar / 0...25 kPa (*)	02	-0.15/1
0...400 mbar / 0...40 kPa	03	-0.15/1
0...500 mbar / 0...50 kPa	B7	-0.2/2
0...600 mbar / 0...60 kPa	04	-0.2/2
0...1 bar / 0... 100 kPa	05	-0.4/4
0...1.6 bar / 0... 160 kPa	06	-0.4/4
0...2 bar / 0... 200 kPa	B3	-0.4/4
0...2.5 bar / 0... 250 kPa	07	-0.8/10
0...4 bar / 0... 400 kPa	08	-0.8/10
0...5 bar / 0... 500 kPa	F1	-0.8/10
0...6 bar / 0... 600 kPa	09	-1/20
0...10 bar / 0...1 MPa	10	-1/40
0...16 bar / 0...1.6 MPa	11	-1/40
0...20 bar / 0...2 MPa	B5	-1/40
0...25 bar / 0...2.5 MPa	12	-1/100
0...40 bar / 0...4 MPa	13	-1/100
0...50 bar / 0...5 MPa	F3	-1/100
0...60 bar / 0...6 MPa	14	-1/200
0...100 bar / 0...10 MPa	15	-1/200
0...160 bar / 0...16 MPa	16	-1/400
0...200 bar / 0...20 MPa	F5	-1/400
0...250 bar / 0...25 MPa	17	-1/600
-1...0 bar / -100...0 kPa	D4	-1/4
-1...0.6 bar / -100...60 kPa	D5	-1/4
-1...1 bar / -100...100 kPa	D6	-1/4
-1...1.5 bar / -100...150 kPa	D7	-1/4
-1...3 bar / -100...300 kPa	D8	-1/10
-1...5 bar / -100...500 kPa	D9	-1/10
-1...9 bar / -100...900 kPa	E1	-1/40
-1...15 bar / -0,1...1.5 MPa	E2	-1/40
-1...19 bar / -0,1...1.9 MPa	E3	-1/40

(\*) accuracy 1% Absolutpressure on request

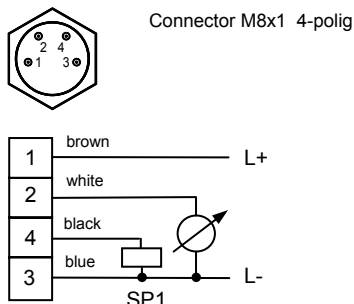
## Ordering code



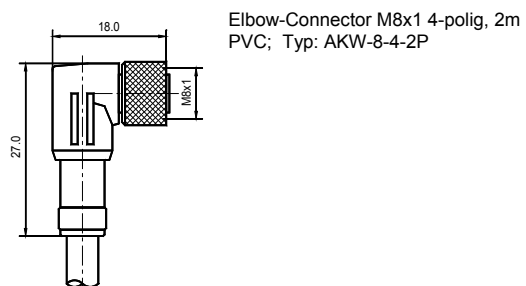
## Dimension (mm)



## Electrical connections



## Accessories (optional)



Modifications reserved without notice 02.10